



Item# _____


Job _____

**MetroMax 4 Polymer Shelving**


MetroMax 4™ Polymer Shelving

All polymer corrosion proof shelving with removable open grid or solid shelf mat sections. Shelf mats, beams, and posts have built-in Microban® antimicrobial product protection. Shelves have circumferential capture of corner posts for superior stability, performance, and structural integrity. Rigid construction delivers stationary units with maximum capacity of 2000lbs. (907kg) evenly distributed. Mobile units consist of a MetroMax i® bottom shelf and MetroMax 4 upper shelves combined with posts and casters. Carts are capable of transporting a maximum total unit load of 600lbs. (272kg) evenly distributed. Units assemble easily— preassembled shelves mount on four one-piece wedges along numbered posts. Shelves adjust on 1" (25mm) increments. Shelves and polymer posts offer a lifetime warranty against rust and corrosion.

- **Corrosion proof:** All polymer construction withstands moisture, chemicals, and harsh environments.
- **Long Life:** Durable polymer shelves and posts offer a Lifetime Warranty against rust and corrosion.
- **Proven Stability:** Proven Metro corner design delivers sturdy stationary and mobile configurations.
- **Easy to Clean:** 6" (152mm) wide shelf mats easily remove from the shelf for cleaning by hand or in a commercial washer.
- **Microban® Product Protection:** Shelf mats, frames, and posts have built-in Microban antimicrobial product protection to keep the product "cleaner between routine cleanings". Microban product protection inhibits the growth of mold, mildew, bacteria, and fungus that cause odors, stains, and product degradation.
- **Smooth, Protective Surfaces:** Smooth, flat surfaces protect packaged shelf contents from unwanted rips, tears, or damage.
- **Weight Load Capacities (Evenly Distributed)**
Shelf: 400 lbs. (181kg)
Stationary Unit: 2000 lbs. (907kg)
Mobile Unit (stem casters): 600 lbs. (272kg)*
*Mobile units are suitable for transporting supplies.
- **Efficient Use of Space:** Shelves adjust on 1" (25mm) increments along the post to maximize the use of available vertical space.
- **Fast, Easy Assembly:** Preassembled shelves are ready to use right out of the box. One piece wedges help locate the desired shelf position on numbered posts. Shelves mount on the wedges easily. A unit can be assembled without tools in minutes.
- **Interchangeable:** Part of MetroMax platform, MetroMax 4 is compatible on the same shelving units with MetroMax i® and MetroMax Q® shelves.
- **Two shelf styles:** All MetroMax 4 shelf mats have a 3/16" (5mm) tall ships edge built into each end to help contain supplies during mobile applications.
 - Open Grid:** Promotes air flow.
 - Solid:** Built-in help contain spills. Solid bottom shelf serves as a barrier to dirt and debris.
- **NSF Listed** for all environments.



Open Grid Mat



Solid Mat



Supports good
HACCP
processes

9.22

InterMetro Industries Corporation
North Washington Street
Wilkes-Barre, PA 18705
www.metro.com

*MICROBAN® and the MICROBAN® symbol are registered trademarks of the Microban® Products Company, Huntersville, NC. Microban® product protection does not by itself protect a user from food borne illness. Product must be routinely cleaned.

Job _____



MetroMax 4 Polymer Shelving

Material Specifications:

- **Longitudinal Beams and Posts:** Pultrusions — continuous glass fibers and thermoset resin composite with built-in Microban® antimicrobial product protection.
- **End Beams, Adjustable Foot and Socket:** Injection molded polyester thermoplastic resin with glass reinforcement.
- **Shelf Wedge Connector:** reinforced nylon.
- **Mats, Open and Solid:** Mineral reinforced polypropylene. Mats contain Microban® antimicrobial product protection.
- **Post Cap:** High-density polyethylene.

Continuous Temperature Exposure Range (with shelves under load) —
 -20/120° F (-29/49° C). For cleaning guidelines and maximum intermittent temperature exposure visit www.metro.com/support.



MetroMax 4 Shelves— Each shelf includes a bag of four wedges.

Nominal Width (in.) (mm)	Nominal Length (in.) (mm)	Approx. Pkd Wt. (lbs.) (kg)	Cat. No. Shelf with Grid Mats	Approx. Pkd Wt. (lbs.) (kg)	Cat. No. Shelf with Solid Mats
24	610	24 610	7.4 3.4 MX4-2424G	7.8 3.5	MX4-2424F
24	610	30 760	8.7 3.9 MX4-2430G	9.2 4.2	MX4-2430F
24	610	36 914	9.9 4.5 MX4-2436G	10.5 4.8	MX4-2436F
24	610	42 1060	11.2 5.1 MX4-2442G	11.9 5.4	MX4-2442F
24	610	48 1220	12.5 5.7 MX4-2448G	13.3 6.0	MX4-2448F
24	610	54 1372	14.2 6.4 MX4-2454G	15.2 6.9	MX4-2454F
24	610	60 1524	15.5 7.0 MX4-2460G	16.6 7.5	MX4-2460F



Mobile— Stem Caster Cart. Bottom Shelf.

A MetroMax i bottom shelf is required when configuring mobile shelving or stem caster carts.

Nominal Width (in.) (mm)	Nominal Length (in.) (mm)	Approx. Pkd Wt. (lbs.) (kg)	Cat. No. MetroMax i Shelf with Grid Mats	Approx. Pkd Wt. (lbs.) (kg)	Cat. No. MetroMax i Shelf with Solid Mat
24	610	24 610	12.2 5.5 MX2424G	14.2 6.4	MX2424F
24	610	30 760	13.9 6.3 MX2430G	15.9 7.2	MX2430F
24	610	36 914	15.6 7.1 MX2436G	19.6 8.9	MX2436F
24	610	42 1060	17.5 7.9 MX2442G	21.5 9.8	MX2442F
24	610	48 1220	19.3 8.7 MX2448G	25.3 11.5	MX2448F
24	610	54 1372	21.0 9.5 MX2454G	25.0 11.3	MX2454F
24	610	60 1524	22.8 10.3 MX2460G	26.8 12.1	MX2460F



MetroMax i bottom shelf.
 Casters sold separately.

Stationary Posts*


Nominal Height (in.) (mm)	Actual Height* (in.) (mm)	Approx. Pkd Wt. (lbs.) (kg)	Cat. No.
13	370	14-3/4 375	0.5 0.2 MX13P
27	685	28-3/4 730	0.9 0.4 MX27P
33	875	34-3/4 883	1.0 0.5 MX33P
54	1370	54-3/4 1391	1.6 0.7 MX54P
63	1585	62-3/4 1594	1.8 0.8 MX63P
74	1890	74-3/4 1899	2.2 1.0 MX74P
86	2195	86-3/4 2203	3.0 1.4 MX86P

* Actual Height with leveling foot completely tightened. Leveling foot can be adjusted up to 1" (25mm) to compensate for uneven floors.

Mobile Posts— for use with stem casters

Nominal Height (in.) (mm)	Actual Height (in.) (mm)	Approx. Pkd Wt. (lbs.) (kg)	Cat. No.
27	685	27-3/4 705	0.9 0.4 MX27UP
33	875	33-3/4 857	1.0 0.5 MX33UP
54	1370	53-3/4 1365	1.6 0.7 MX54UP
63	1585	61-3/4 1568	1.8 0.8 MX63UP
74	1890	73-3/4 1873	2.2 1.0 MX74UP
86	2195	85-3/4 2178	3.0 1.4 MX86UP

Consult spec sheet 9.25 for stem casters.



For special height cut posts, consult your Metro representative.



InterMetro Industries Corporation
 North Washington Street
 Wilkes-Barre, PA 18705
www.metro.com

L02-195
 04/15

Information and Specifications are subject to change without notice. Please confirm at time of order.

For Product Information: U.S. and Canada: 1.800.992.1776
 Outside U.S. and Canada: www.metro.com/contactus

Copyright © InterMetro Industries Corp.

