

DCM-270BAH

SANITARY CUBELET ICE MACHINE/DISPENSER

Item # _____

Project: _____

Qty: _____

*AutoCad available on KCL

DCM-270BAH

8/14

Item #13116

DIMENSIONS


W x D x H

DCM-270BAH

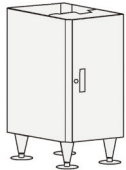
16^{9/16} x 24^{1/8} x 31^{11/16}*
*with 4" legs

SD-270

16^{1/2} x 24 x 35^{3/16}



DCM-270



SD-270
optional
stand



*SD-270 door is reversible.

DCM-270BAH

Air-Cooled
Shown on an optional
SD-270 Stand

DCM-270BAH

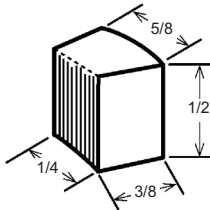
- Advanced CleanCycle24® - performs a 2 second rinse every hour
- Durable stainless steel exterior
- Up to 282 lbs. of ice production per 24 hours
- Easy to chew, cubelet ice
- Self contained design reducing opportunities for cross contamination
- Dispenses ice and water
- Removable air filter
- Stainless steel internal auger
- R-404A Refrigerant
- Protected by H-GUARD Plus Antimicrobial Agent



SD-270 Stand

- Heavy duty stand for floor model icemaker/dispenser
- Corrosion resistant stainless steel exterior
- Easy cleaning with attractive appearance
- Locking, reversible door

*CUBELET DIMENSIONS



*approximate size in inches, image not to scale



ISO9001-ISO14001

Warranty

Valid in United States, Canada, Puerto Rico, & U.S. Territories. Contact factory for warranty in other countries.

Three Year - Parts & Labor on entire machine. (Serial numbers VxxxxxJ and after.)

Five Year - Parts on: hermetic compressor, air-cooled fin and tube type condenser.



Hoshizaki

DCM-270BAH SANITARY CUBELET ICE MACHINE/DISPENSER

DIMENSIONS W x D x H

DCM-270BAH
16^{9/16} x 24^{1/8} x 31^{11/16}
with 4" legs

SD-270
16^{1/2} x 24 x 35^{3/16}

- Air-cooled
- Optional stand with locking door

AIR-COOLED

Water Temp° F.	50°	70°	90°	
Air Temp° F.	70°	282	271	259
80°	248	238	228	
90°	219	215	201	

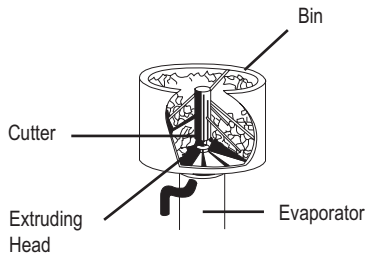
UTILITY CONSUMPTION

Model Number	KWH per 100 LBS.		GAL per 100 LBS.	
	90/70	70/50	90/70	70/50
DCM-270BAH	7.6	5.5	12.0	12.0

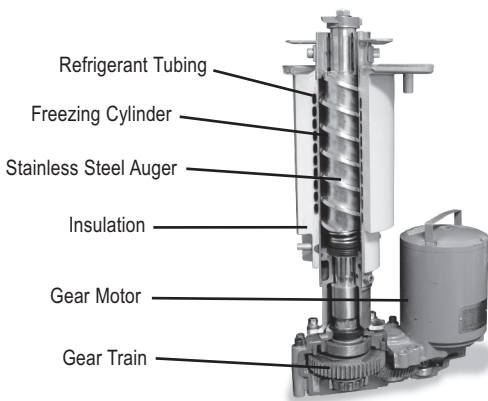
SPECIFICATIONS

Model Number	Condenser	Amperage	Shipping Weight
DCM-270BAH	Air-Cooled	8.5	165 lbs.
SD-270	N/A	N/A	95 lbs.

Flaked ice compacted into cubelets by extruding head cutter and stored in an insulated bin with continuous agitation during dispensing and direct dispensing auger

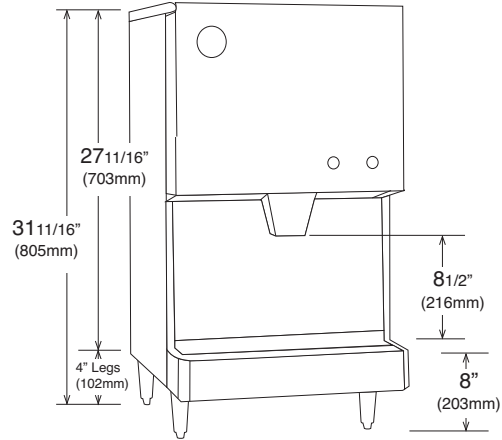


- Circuit breaker or fuse protects gear motor from overload.
- Gear motor runs one minute after termination of ice making to clear all ice from evaporator.

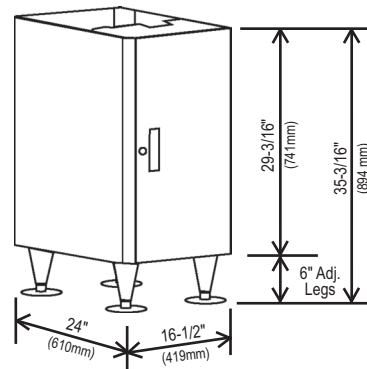
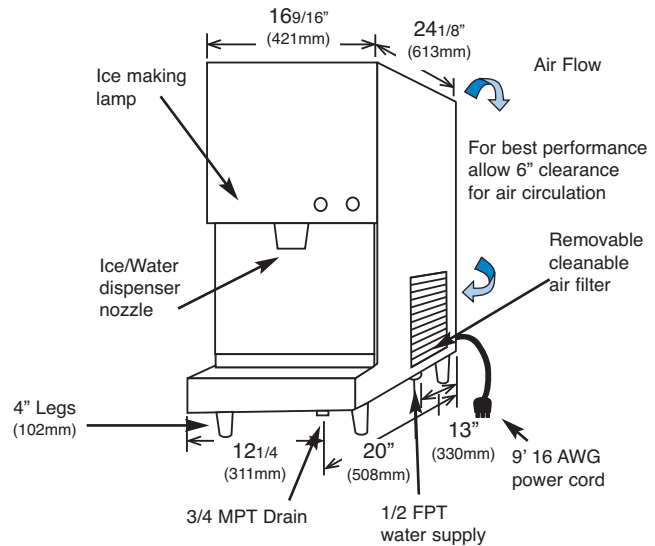


EVAPORATOR

9 lb. Capacity Built-in Bin



DCM-270



SD-270

ELECTRICAL & PLUMBING/DCM-270BAH

- 115V/60/1
- 15 amp cord connection
- 1/2" FPT Water Inlet
- 3/4" MPT Drain



© HOSHIZAKI AMERICA, INC.

618 Hwy. 74 S., Peachtree City, GA 30269

OPERATING LIMITS

- Ambient Temp Range 45 - 100°F
- Water Temp Range 45 - 90°F
- Water Pressure 10 - 113psig
- Voltage Range 104 - 127V

SERVICE

- Panels easily removed and all components accessible for service.
- Removable/cleanable air filter.

