



PROJECT:	MODEL:	QUANTITY:	ITEM NO:

HEATED BANQUET TRANSPORT & SERVE CABINETS

Pre-Plated Meals For Up To 12.375" Plates

HUMI-TEMP "P-2-XL" SERIES

P2XL Built to handle your most challenging events, on site or off premise, keeping your meals hot and fresh


- 1** FWE banquet cabinets are constructed for high performance in restaurant and resort banquet operations. Engineered for transport applications - standard, stainless steel, tubular base frame is engineered to absorb vibration and shock during transport
- 2** Controls are up-front, recessed protected, easy to read and set, and include a full-range °F/°C thermostat for easy operation
- 3** Heavy-duty "no sag" shelves are removable to facilitate thorough cleaning
- 4** FWE's patented Humi-Temp heat and humidity system eliminates hot and cold spots by gently circulating hot, moist air throughout the interior of the cabinet. Humidity can be added to condition circulated heat, keeping food fresh and hot for hours
- 5** Push/pull handles - allows easy maneuvering
- 6** P-2-XL series' models holds up to 12.375" plates. P-2 models are available for up to 11" plates

**Two year limited warranty*

XL PLATE CARRIERS AVAILABLE



CP carries Covered Plates



UP carries Uncovered Plates



P-180-2-XL SHOWN WITH

- Ergo Drop Down Handle
- Cord Winder Bracket
- Menu Card Holder




Control Panel



Heavy-Duty "No Sag" Shelves



Humidity Pan

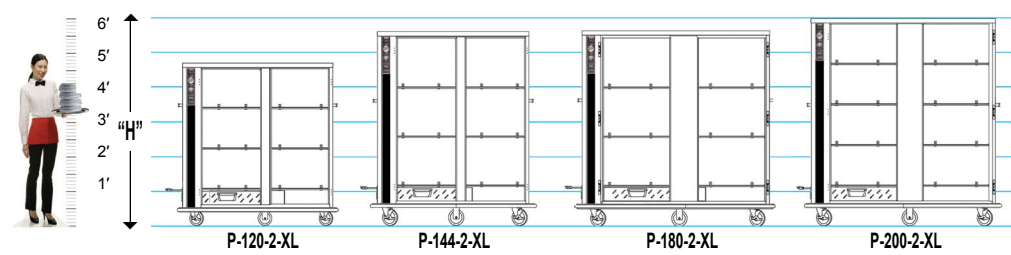


Push/Pull Handles



PROJECT:	MODEL:	QUANTITY:	ITEM NO:
----------	--------	-----------	----------

SPECIFICATIONS: HEATED BANQUET TRANSPORT & SERVE CABINETS



ELECTRICAL DATA				
	P-120-2-XL P-144-2-XL		P-180-2-XL P-200-2-XL	
VOLTS	120	220-240	120	220-240
WATTS	1650	1954	2100	2480
AMPS	13.8	8.1	17.5	10.3
HERTZ	50/60	50/60	50/60	50/60
PHASE	Single	Single	Single	Single
PLUG USA	5-15P	6-15P	5-20P**	6-15P
PLUG CANADA	5-20P	6-15P	5-30P	6-15P

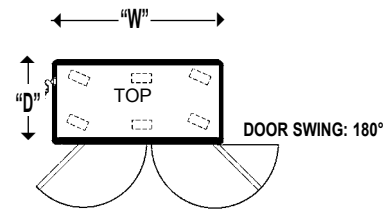
Dedicated circuit.
**Also available in 1600W, 13.3 amp, and 5-15P.
Consult factory.

MODEL NUMBER	COVERED PLATES: 12.375" DIAMETER		SHELVES	COVERED PLATES STACKED HIGH	SHELF SIZE	SHELF CLEARANCE (mm)	OVERALL EXTERIOR DIMENSIONS IN. (mm) (Height Includes Casters)			CASTER SIZE	NO. OF DOORS	CLASS 100 SHIP WT. LBS. (KG)
	COVER & PLATE HEIGHT:						HIGH "H"	DEEP "D"	WIDE "W"			
	3.125"	2.625"										
P-120-2-XL	96 <small>[A]</small>	120 <small>[A]</small>	3 <small>[B]</small>	4	24.625" x 49.375"	13.7" (378)	57.6" (1463)	31.25" (794)	59" (1499)	5"	2	465 (211)
P-144-2-XL	120 <small>[A]</small>	144 <small>[A]</small>	3 <small>[B]</small>	5	24.625" x 49.375"	16.6" (422)	67" (1699)	31.25" (794)	59" (1499)	6"	2	510 (231)
P-180-2-XL	150 <small>[A]</small>	180 <small>[A]</small>	3 <small>[B]</small>	5	24.625" x 61.75"	16.6" (422)	67" (1699)	31.25" (794)	71.5" (1816)	6"	2	570 (259)
P-200-2-XL	160 <small>[A]</small>	200 <small>[A]</small>	4 <small>[B]</small>	5	24.625" x 61.75"	13.7" (348)	72" (1829)	31.25" (794)	71.5" (1816)	6"	2	620 (281)

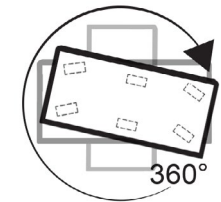
[A] Capacities when using covers depend on height of plate and cover. Capacities shown are based on plate and cover height of 3.125" and 2.625" respectively. 12.375" diameter cover is maximum when not using carriers and stacking directly on shelves.

[B] Consult factory for clearance and capacity with extra shelves (carriers cannot be used with the accessory).

When ordering XL Plate Carriers - Specify CP for covered plates or UP for uncovered plates.



360° CASTER TURNING RADIUS



CONSTRUCTION. Helicarc welded, single unit construction of stainless steel; 20-gauge polished exterior, 22-gauge stainless steel interior with easy-to-clean covered corners. Welded tubular base frame shall be 1" square, heavy gauge stainless steel tubing, with 10-gauge stainless steel reinforcing stress plates at corners.
INSULATION. "Ultra-Guard" UG-26 high density fiberglass insulation throughout; top, back, bottom, sides, and door(s).
PUSH BARS HANDLES. Heavy-duty, solid formed 1" x .375" thick; mounted at each end of unit. Mounting reinforced with stainless steel channel.
BUMPER. Solid 1.5" wide continuous wraparound aluminum channel, bolted to frame, with snap-in, non-marking replaceable vinyl cushion. Full perimeter bumper extends beyond doors, handles, etc., for added protection. Shall be continuous, with corner cut-outs to facilitate cleaning.

DOORS AND LATCHES. Flush mounted, stainless steel insulated doors. High temperature gasket sealed; gasket shall be cabinet mounted. Each door shall have two (2) heavy-duty edgmount die cast hinges. On P-180-2-XL and P-200-2-XL models, each door shall have three (3) heavy-duty edgmount die cast hinges. Doors shall have edgmounted and full grip door latches. The hinge and latch mountings are reinforced with stainless steel backing plates.
CASTERS. Maintenance free polyurethane tire casters in a configuration of two (2) rigid and four (4) swivel with brake. Casters shall have a reinforced yoke mounted to 10-gauge caster plate. The caster mounting plate shall be secured to a 10-gauge stainless steel reinforcing stress plate via welded in place stainless steel studs. The reinforcing stress plates shall be welded to the heavy gauge tubular frame of the unit.

SHELVES. Triple plated, welded rod-type shelves shall be removable. Shelves shall be supported by high strength, "no sag" 14-gauge die-formed stainless steel brackets. Bottom shelf shall be equipped with "lift-up" hook for easy access to facilitate cleaning.
HEATING SYSTEM / CONTROLS. Patented built-in "Humi-Temp" system shall include an Incoloy nickel-chromium alloy heating element and Hi-Temp, self-lubricated, impedance protected fan-cooled blower motor. Cabinet shall have humidifying chamber and drawer style baffled humidifier pan. Both shall be stainless steel and removable. Controls shall be up-front, recessed and shall include a full range thermostat adjustable to actual temperature. Thermostat shall include temperature scale marked in ten degree increments (F/C) from 90° to 190°F (30° to 90°C). An operational range thermometer, power supply light, thermostat cycling light, and 20 amp ON/OFF switch are also included.

ELECTRICAL CHARACTERISTICS. 3 wire grounded 10 foot extension power cord and plug, side mounted for safety. See chart above for amperage and receptacle configuration. Dedicated circuit.
INSTALLATION. Unit should not be installed in an area where adverse environmental conditions are present.

- Optional Accessories**
- ELECTRIC**
- Digital thermometer
 - 1500 or 2000 watt element
 - 220 volt, 50/60 Hz, single phase
- DOORS**
- XL Plate carriers
 - Dutch doors
 - Key locking door latch
 - Paddle latch
 - Magnetic latch
 - Padlocking transport latch
- CASTERS**
- Larger casters
 - Floorlock (requires 6" casters)
- EXTRAS**
- XL Plate carriers: CP or UP
 - Cord winder bracket
 - Menu card holder
 - Dry erase board
 - Extra shelves - factory installed
 - Ergo drop down handle

FWE products may be covered under one or more of the following U.S. patents: 288,299;238,300;3,952,609;4,192,991. All rights reserved. All specifications subject to change without notice. Errors subject to correction.
© 15 Food Warming Equipment Company, Inc. R.15.02



FOOD WARMING EQUIPMENT COMPANY, INC.
5599 HWY. 31 W. Portland, TN 37148
800.222.4393 | 815.459.7500 | Fax: 815.459.7989
www.FWE.com | sales@fwe.com

COOK | HOLD | TRANSPORT | SERVE | REFRIGERATION | BARS

