

Item #: _____ *Qty #:* _____
Model #: _____
Project #: _____

CEILING MOUNTED



WALL MOUNTED



SHELF with POT RACK

Ceiling Mounted

L	S/S	POWDER COATED	# of Hooks	Wt
36"	SC-36	GC-36	12	23 lbs.
48"	SC-48	GC-48	12	26 lbs.
60"	SC-60	GC-60	18	29 lbs.
72"	SC-72	GC-72	18	32 lbs.
84"	SC-84	GC-84	18	36 lbs.
96"	SC-96	GC-96	18	44 lbs.
108"	SC-108	GC-108	18	48 lbs.
120"	SC-120	GC-120	18	51 lbs.
132"	SC-132	GC-132	18	55 lbs.
144"	SC-144	GC-144	18	58 lbs.

Wall Mounted

L	S/S	POWDER COATED	# of Hooks	Wt
24"	SW-24	GW-24	12	20 lbs.
36"	SW-36	GW-36	12	23 lbs.
48"	SW-48	GW-48	12	26 lbs.
60"	SW-60	GW-60	18	29 lbs.
72"	SW-72	GW-72	18	32 lbs.
84"	SW-84	GW-84	18	36 lbs.
96"	SW-96	GW-96	18	44 lbs.
108"	SW-108	GW-108	18	48 lbs.
120"	SW-120	GW-120	18	51 lbs.
132"	SW-132	GW-132	18	55 lbs.
144"	SW-144	GW-144	18	58 lbs.

Shelf with Pot Rack

L	12" Wide	Wt	15" Wide	Wt	18" Wide	Wt	# of Hooks
36"	PS-12-36	20 lbs.	PS-15-36	25 lbs.	PS-18-36	30 lbs.	6
48"	PS-12-48	30 lbs.	PS-15-48	35 lbs.	PS-18-48	40 lbs.	6
60"	PS-12-60	40 lbs.	PS-15-60	45 lbs.	PS-18-60	50 lbs.	9
72"	PS-12-72	50 lbs.	PS-15-72	55 lbs.	PS-18-72	60 lbs.	9
84"	PS-12-84	60 lbs.	PS-15-84	65 lbs.	PS-18-84	70 lbs.	9
96"	PS-12-96	70 lbs.	PS-15-96	75 lbs.	PS-18-96	80 lbs.	9
108"	PS-12-108	80 lbs.	PS-15-108	85 lbs.	PS-18-108	90 lbs.	9
120"	PS-12-120	90 lbs.	PS-15-120	95 lbs.	PS-18-120	100 lbs.	9
132"	PS-12-132	100 lbs.	PS-15-132	105 lbs.	PS-18-132	110 lbs.	9
144"	PS-12-144	110 lbs.	PS-15-144	115 lbs.	PS-18-144	120 lbs.	9

Units 8 ft. and larger are furnished with three (3) sets of supports brackets.

FEATURES: (Ceiling Mounted)

Ceiling suspension with chain hangers. Optional stainless steel Flat Bar in lieu of Chain available. Use **TA-98**.

MATERIAL:

Flat steel bar is 2" x 1/4", either stainless steel or powder coated (as specified).

Pot hooks are plated.

24" long chain hangers are plated.

CONSTRUCTION:

All welded stainless steel units are blended to a satin finish.

All powder coated units are coated with FDA approved material.

FEATURES: (Wall Mounted)

Secured to wall by means of bolts through welded brackets. (Hardware not provided)

MATERIAL:

Flat steel bar is 2" x 1/4", either stainless steel or powder coated (as specified).

Pot hooks are plated.

CONSTRUCTION:

All welded stainless steel units are blended to a satin finish.

All powder coated units are coated with FDA approved material.

FEATURES: (Shelf/Pot Rack)

A dual purpose unit for shelf and utensil storage.

Secured to wall by means of bolts through welded brackets. (Hardware not provided)

MATERIAL:

Flat stainless steel bar is 2" x 1/4". Pot hooks are plated.

Type "430" stainless steel shelf.

CONSTRUCTION:

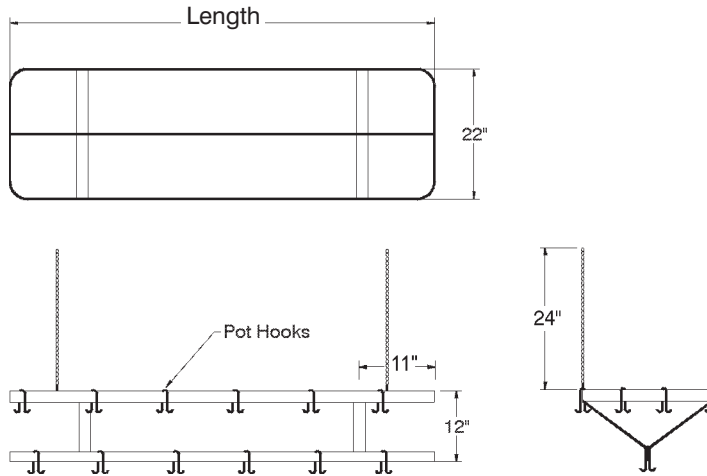
All welded stainless steel units are blended to a satin finish.

DETAILS and SPECIFICATIONS

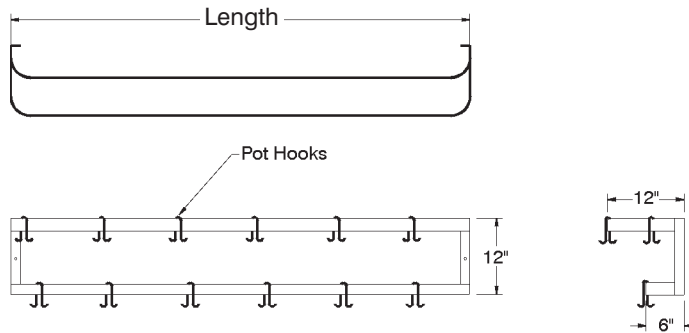
TOL ± .500"

ALL DIMENSIONS ARE TYPICAL

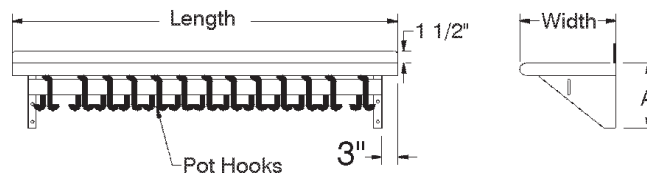
Ceiling Mounted



Wall Mounted



Shelf with Pot Rack



Width	A
12"	10 3/8"
15"	13 3/8"
18"	16 3/8"

