



STAINLESS STEEL

# FABRICATED FLOOR MOP SINKS

Item #: \_\_\_\_\_ Qty #: \_\_\_\_\_  
 Model #: \_\_\_\_\_  
 Project #: \_\_\_\_\_



**Standard Mop Sink**  
9-OP-20 Shown



**Drop Front Mop Sink**  
9-OP-40DF Shown

**FEATURES:**

Floor mounted unit eliminates the need of lifting heavy containers.  
 Tile edge furnished on the rear.

Bowls rectangular in design for increased capacity.

**K-16** Free Flow Drain is included with each mop sink.

**-DF models** feature a notched out front which allows for ease of emptying mop bucket)

**CONSTRUCTION:**

All TIG welded.

Welded areas blended to match adjacent surfaces and to a satin finish.

**MATERIAL:**

16 Gauge type "304" series stainless steel sink bowl.

18 Gauge type "304" series stainless steel sink apron.



Notched Out Front Allows Ease of Emptying Mop Bucket



Fabricated Bowls are Welded Together at the Seams

	Model #	Bowl Size	O.A. Dimension	Approx. Wt.	Approx. Cu.
<b>STANDARD</b>	9-OP-20	16" x 20" x 6"	21" x 25"	26 lbs.	5
	9-OP-28	20" x 28" x 6"	25" x 33"	35 lbs.	5
	9-OP-40	16" x 20" x 12"	21" x 25"	45 lbs.	7
	9-OP-48	20" x 28" x 12"	25" x 33"	63 lbs.	9
<b>DROP FRONT</b>	9-OP-40DF	16" x 20" x 12"	21" x 25"	45 lbs.	7
	9-OP-48DF	20" x 28" x 12"	25" x 33"	63 lbs.	9

**MOP SINK ACCESSORIES**

\*Does not meet Federal Lead Free Standards as it is not intended for potable water.

**K-16** Replacement drain for floor mop sinks

**K-240** Service Faucet\*

**K-242** 23" wide mop hanger

**K-243** Stainless steel mop drainage tray

**K-244** Hose and hanger

**K-245** 8" x 24" utility shelf

**K-246** 8" x 36" utility shelf



**K-242**



**K-245**



**K-240**



**K-244**



**K-16**



**K-243**



**16" HIGH SIDE & BACK SPLASHES FOR 9-OP SERIES MOP SINKS**

16 Gauge, 300 Series Stainless Steel Available with Back & Left Side, Back & Right Side or Back & Both Sides (Mounting Hardware Included)

MODEL	Fits Units:	Height Above Finished Floor (A.F.F.)
<b>K-288LorR</b>	9-OP-20	26"
	9-OP-40	32"
<b>K-290LorR</b>	9-OP-28	26"
	9-OP-48	32"
<b>Splashes Available on All 3 Sides</b>		
<b>K-298</b>	9-OP-20	26"
	9-OP-40	32"
<b>K-299</b>	9-OP-28	26"
	9-OP-48	32"



Customer Service Available To Assist You **1-800-645-3166** 8:30 am - 8:00 pm E.S.T.

For Orders & Customer Service:

Email: customer@advancetabco.com or Fax: 631-242-6900

For Smart Fabrication™ Quotes:

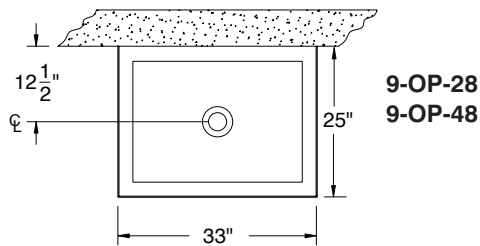
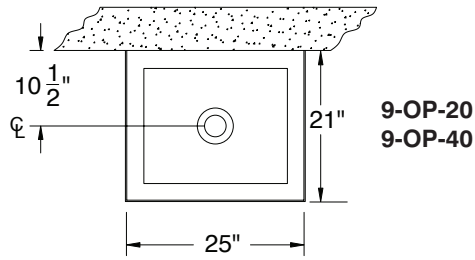
Email: smartfab@advancetabco.com or Fax: 631-586-2933

# DIMENSIONS and SPECIFICATIONS

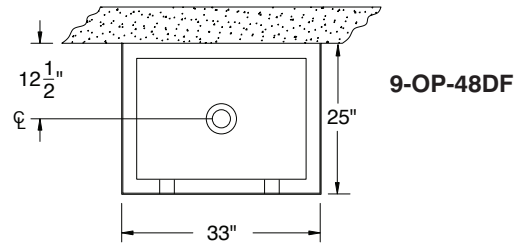
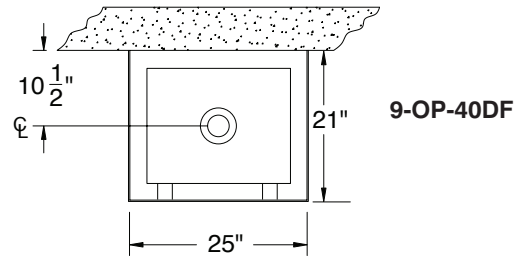
TOL Overall:  $\pm .500''$   
 Interior:  $\pm .250''$

ALL DIMENSIONS ARE TYPICAL

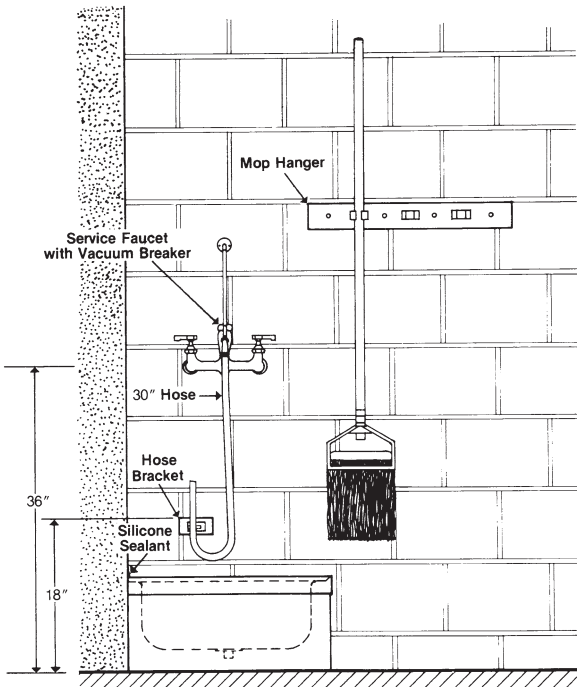
## STANDARD MOP SINK



## DROP FRONT MOP SINK



## SUGGESTED INSTALLATION



## MOP SINK DRAIN ASSEMBLY

