

Mega Top Units

Cold Air Compartment System



FEATURES / BENEFITS

- EFFICIENT REFRIGERATION SYSTEM**
 M3's solid door refrigerators are designed with oversized and balanced (CFC Free R-134A) refrigeration systems. These include efficient evaporators and condensers for faster cooling and greater efficiency.
- COLD AIR COMPARTMENT**
 Our innovative "Cold Air Compartment" maintains temperature evenly for each pan to preserve fresh food longer. In addition, the compartment isolates pans from the reach-in area to prevent food spillage.
- STAINLESS STEEL CABINET CONSTRUCTION**
 The Turbo Air M3 model boasts a stainless steel interior and exterior (except inside wall and the back). It guarantees the utmost in cleanliness and long product life. The M3 can add a touch of style to the most refined setting.
- HIGH-DENSITY POLYURETHANE INSULATION**
 The entire cabinet structure and solid doors are formed-in-place using high density, CFC free polyurethane insulation.
- MAGNETIC DOOR GASKETS**
 Magnetic door gaskets are of one piece construction, removable without tools for ease of cleaning and replacement.
- ADJUSTABLE, HEAVY DUTY, PE (POLYETHYLENE) COATED WIRE SHELVES**
- ERGONOMICALLY DESIGNED DOORS**
 Customers' fatigue fades away with easy grip handles and doors that open effortlessly. These features along with self-closing doors make this the ultimate choice in customer convenience. ABS sheet door liners resist water condensation with thermal efficiency.
- CONVENIENT CUTTING BOARD SIDE RAIL**
 The new side rail cutting board bracket makes it easy to secure and remove the cutting board and it accepts different sizes too (max. 1/2" thickness)
- HOT GAS CONDENSATE SYSTEM**
 Through Turbo Air's creative innovation, the condensate system surfaces have been specially treated to resist corrosion. This not only increases efficiency without the risk of refrigerant leakage from corrosion, but also prevents the overflow of condensate water.
- REFRIGERATOR HOLDS 33°F ~ 39°F FOR THE BEST IN FOOD PRESERVATION**

Model	Swing Door	CU./FT.	#of Shelves	#of Pans	#of Hood	HP	AMPS	Crated Weight	L D H
MST-28-12	1	8	1	12	1	1/3	66	220	27 1/2 x 34 x 39
MST-48-18	2	15	2	18	1	1/3	65	264	48 1/4 x 34 x 39
MST-60-24	2	19	2	24	2	1/2	89	352	60 1/4 x 34 x 39
MST-72-30	3	23	3	30	2	1/2	99	396	72 5/8 x 34 x 39

* Height does not include 6-1/2" for caster height.

MST MODELS SPECIFICATIONS

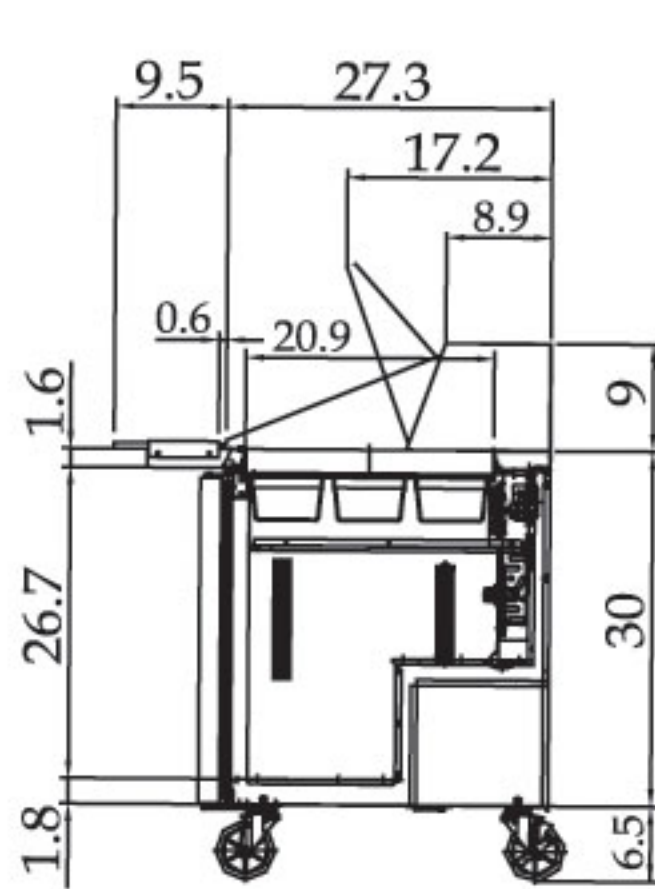
MODEL	MST-28-12	MST-48-18	MST-60-24	MST-72-30
Exterior Dimension(LxDxH)	27 ¹ / ₂ x34x39	48 ¹ / ₄ x34x39	60 ¹ / ₄ x34x39	72 ⁵ / ₈ x34x39
Cubic Feet	8	15	19	23
Compressor (HP)	1/3	1/3	1/2	1/2
# of Shelves	1 ea	2 ea	2 ea	3 ea
Net Weight	206 lbs	244 lbs	321 lbs	356 lbs
Voltage (i) NEMA-5-15P	(i) 115/60/1	(i) 115/60/1	(i) 115/60/1	(i) 115/60/1
Amp	6.6A	6.5A	8.9A	9.9A
Cord Length (ft.)	9	9	9	9
Plug-In	NEMA 5-15P	NEMA 5-15P	NEMA 5-15p	NEMA 5-15P
#of Pans	12 ea	18 ea	24ea	30ea

*Design and specifications subject to change without notice.

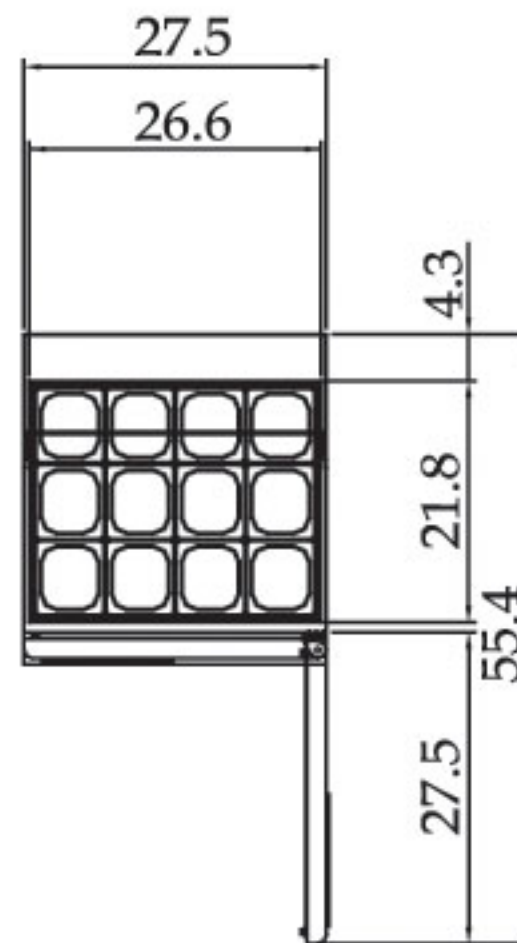
- **SELF-CONTAINED SYSTEM**
- **5" SWIVEL CASTERS**
- **2.5" CASTERS AVAILABLE FOR ALL MODELS (OPTIONAL)**
- **LEGS AVAILABLE FOR ALL MODELS (OPTIONAL)**
- **STANDARD 1/6 SIZE, 4" DEEP CONDIMENT PAN INCLUDED**
- **REMOTE CABINETS AND CONDENSING UNITS AVAILABLE FOR ALL MODELS.**

- **WARRANTY : 1 Year Labor and Parts Warranty**
Additional 4 Years Warranty on Compressor

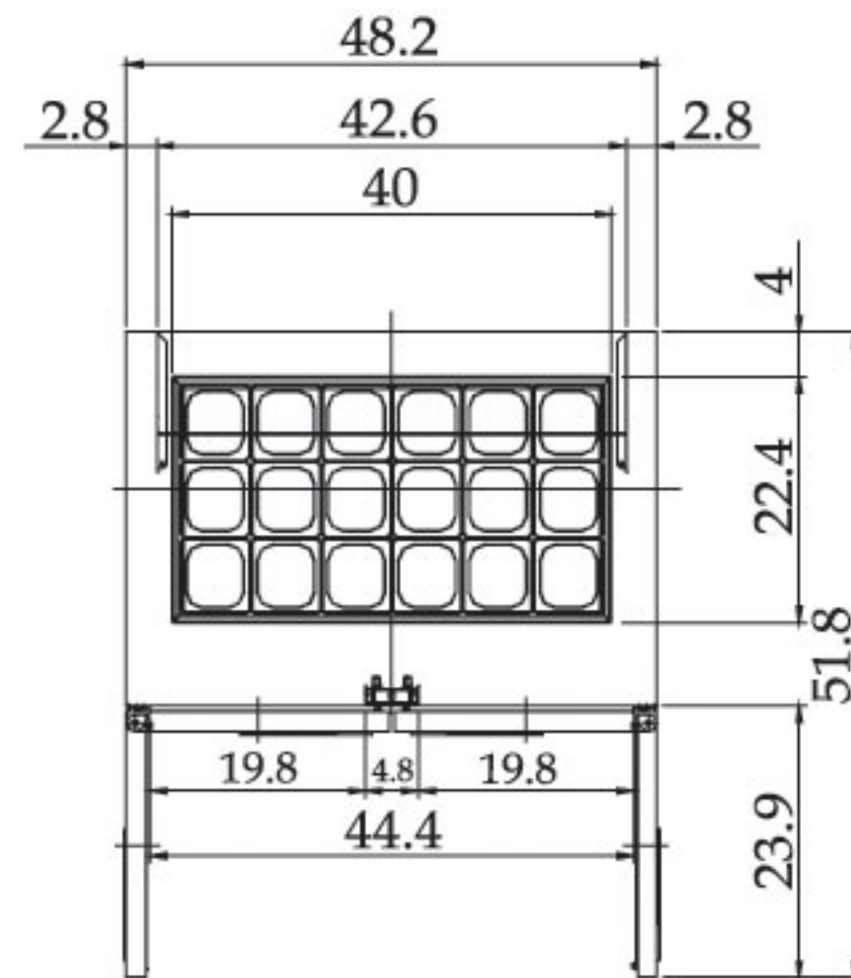
(unit : inch)



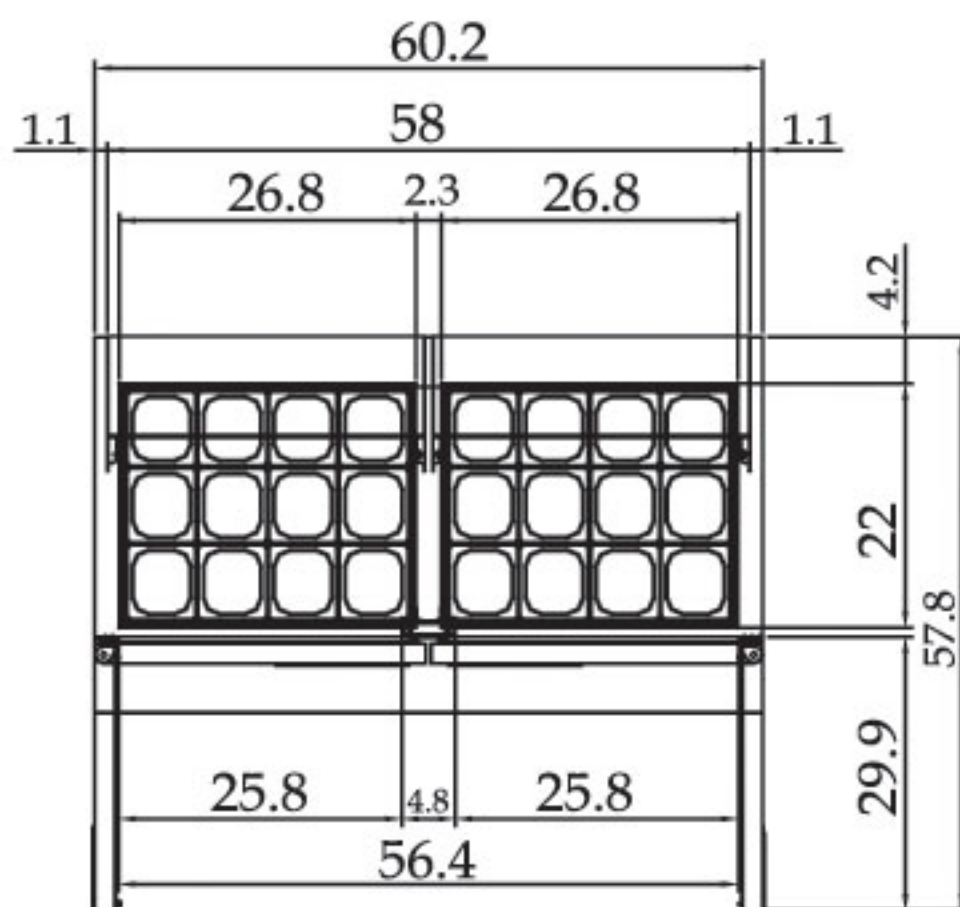
SIDE VIEW



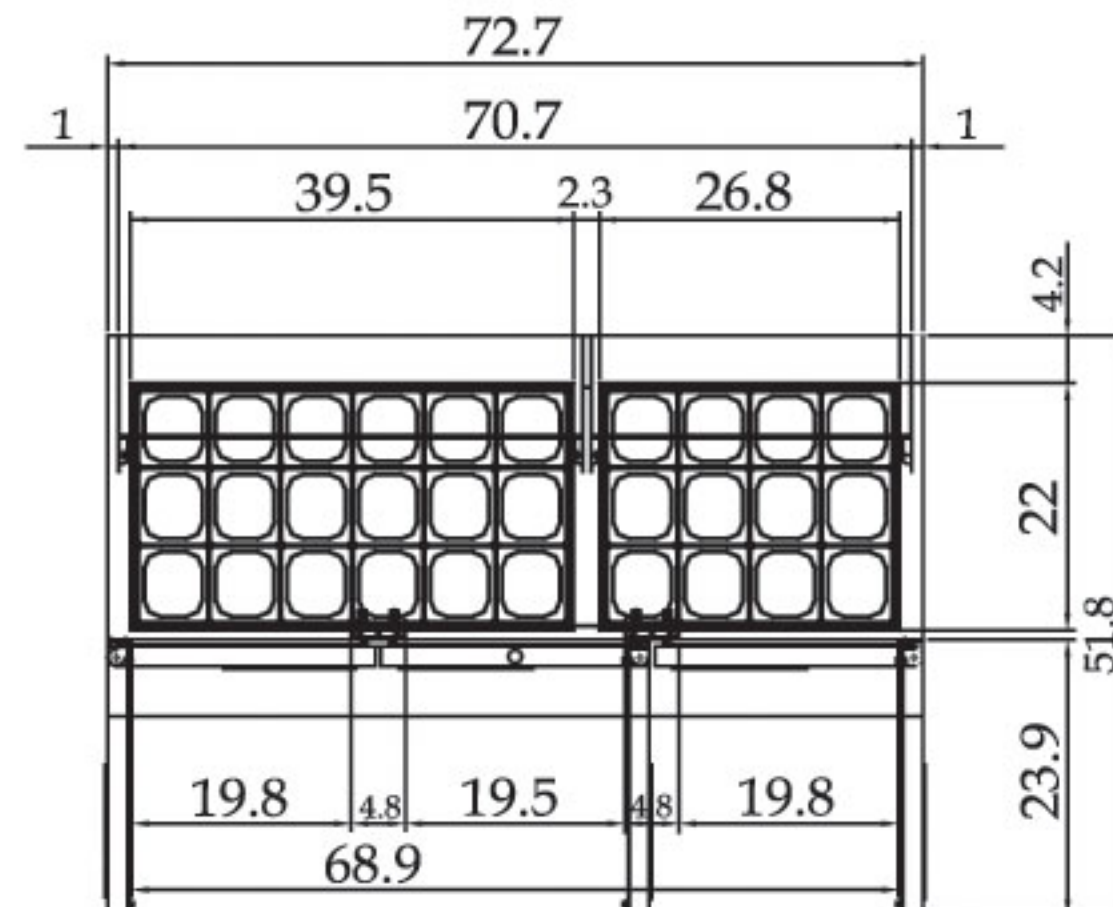
MST-28-12 PLAN VIEW



MST-48-18 PLAN VIEW



MST-60-24 PLAN VIEW



MST-72-30 PLAN VIEW