

# Hydration Cart

## Mobile Hydration & Nutrition Cart

Item # \_\_\_\_\_  
Quantity \_\_\_\_\_



Model 690-10

### Take your hydration service to the next level.

- Provide vital patient/resident hydration as required by federal mandates.
- Encourages impulse fluid consumption when placed in communal areas.
- Ideal for room service or as a mobile hospitality station for recreation areas.
- Doubles as a snack vending cart, and increases fluid consumption by offering a variety of beverages, along with healthy snacks.
- Saves labor by eliminating repeated trips to storage areas. All essential items can be stored on board.
- Four configurations to accommodate various operations.
- Convenient built-in cup dispensers.
- Top and one interior compartment feature utectic chilled storage.
- Available in nine textured and solid color finishes to match any decor.
- Rolls easily and quietly on all types of floor surfaces on 5" cushion tread casters.

### General Specifications

Shall be Lakeside Model 691\_\_ (10, 20, 30, 40), and shall be of welded stainless steel construction, with decorative laminate exterior and sliding doors. Unit shall feature a top of 3/4" MDF board with durable laminate surface and 2" high-density polyethylene rails on three sides. Unit cabinet shall be of 18 gauge stainless steel. Doors shall be of 47# high-density resin particle board with laminate finish. Interior storage shall be easy to clean and sanitize stainless steel. Choice of standard laminate exterior/door finishes shall be included. Casters shall be heavy-duty 5" all-swivel, with rounded cushion tread non-marking tires. Casters shall be mounted to 4" wide channel style crossmembers of 15 gauge galvanized steel. Unit base shall consist of 15 gauge crossmembers and angle runners.

#### Model 690-10 Specifications

Shall include one each top mounted removable full size drop-in chilled (utectic) pan, 2 each front mounted cup dispensers, one each 3" deep utility drawer, one each drawer with full size drop-in chilled pan, and concealed storage compartment.

#### Model 690-20 Specifications

Shall include two each 3" deep utility drawer, and expanded concealed storage compartment.

#### Model 690-30 Specifications

Shall include one each top mounted removable full size drop-in chilled (utectic) pan, one each 3" deep utility drawer, two each drawer with full size drop-in chilled pan, and concealed storage compartment.

#### Model 690-40 Specifications

Shall include two each drawer with full size drop-in chilled pan, and expanded concealed storage compartment.

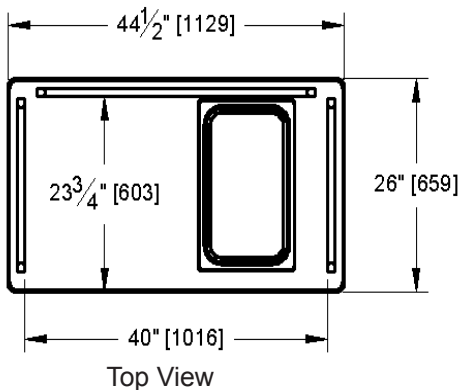


Lakeside Manufacturing, Inc.  
4900 West Electric Avenue • West Milwaukee, WI 53219 U.S.A.  
800-558-8565 • 414-902-6400 • Fax 414-902-6446 • www.eLakeside.com

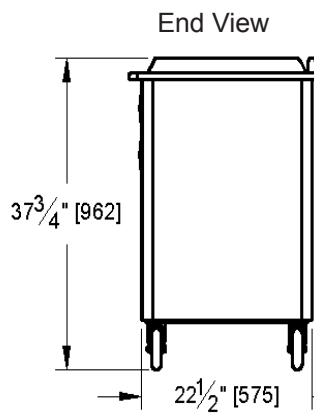
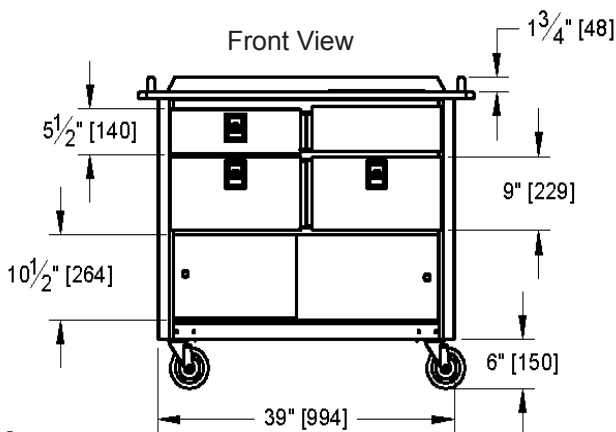
Spec. # \_\_\_\_\_  
A/A # \_\_\_\_\_

# Hydration Cart

## Mobile Hydration & Nutrition Cart

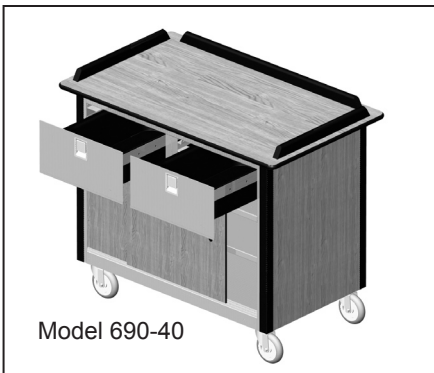
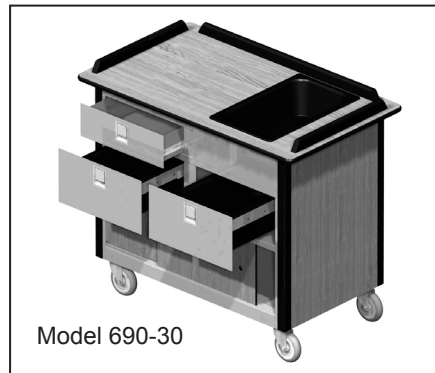
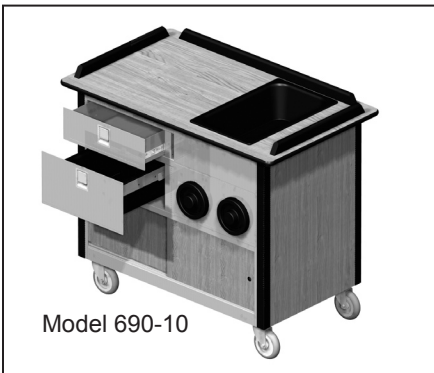


Model	Overall Size			Ship Weight
	W	L	H	
690	26"	44 1/2"	37 3/4"	210 lbs



Spec. #

### Four versions:



### Optional Accessories:

- Drop leaf (standard top only)
- Push handle
- Contour shaped top
- Wire storage basket (end-mounted)



AIA #



*Ingenuity On Wheels™*

Lakeside Manufacturing, Inc.  
 4900 West Electric Avenue • West Milwaukee, WI 53219 U.S.A.  
 800-558-8565 • 414-902-6400 • Fax 414-902-6446 • www.eLakeside.com