

KITCHENAID® 6 QUART 600™ SERIES BOWL LIFT STAND MIXER

KP26M1X

EXCEPTIONAL PERFORMANCE

- High-performance, professional-style motor
- Durable, direct drive, all-steel gear transmission
- 10 mixing speeds

ENDURING DESIGN

- Durable, 6-qt polished stainless steel bowl with handle
- Professional-style bowl-lift design
- Multipurpose attachment hub

INCLUDES



6-QUART POLISHED
STAINLESS STEEL BOWL



1-PIECE
POURING SHIELD



BURNISHED
FLAT BEATER



6-WIRE
WHIP



BURNISHED SPIRAL
DOUGH HOOK



AVAILABLE COLORS



COBALT BLUE



EMPIRE RED



ESPRESSO



GLOSS
CINNAMON



GREEN
APPLE



LICORICE



MAJESTIC
YELLOW



NICKEL
PEARL



ONYX
BLACK



PEARL
METALLIC



PINK



TANGERINE



WHITE

KitchenAid®














KITCHENAID® 6 QUART 600™ SERIES BOWL LIFT STAND MIXER

KP26M1X

EXCEPTIONAL PERFORMANCE

- HIGH-PERFORMANCE direct drive, all-steel gear transmission delivers professional-style results. The motor protection automatically senses if an overload occurs – shutting off the mixer to protect the motor.
- CONTROLLED POWER at all ten mixing speeds, that range from slow stir to very fast whip. The Soft Start® Feature helps to minimize ingredient splatter. The mixer also includes an electronic speed sensor to maintain the precise mixer speed.

AVAILABLE COLORS

MODEL	COLOR		UPC
KP26M1XB	Cobalt Blue		883049 26762 3
KP26M1XER	Empire Red		883049 04046 2
KP26M1XES	Espresso		883049 25677 1
KP26M1XGC	Gloss Cinnamon		883049 26761 6
KP26M1XGA	Green Apple		883049 26763 0
KP26M1XLC	Licorice		050946 97008 0
KP26M1XMY	Majestic Yellow		883049 26764 7
KP26M1XNP	Nickel Pearl		050946 97022 6
KP26M1XOB	Onyx Black		883049 06473 4
KP26M1XPM	Pearl Metallic		050946 97023 3
KP26M1XPK	Pink		883049 26766 1
KP26M1XTG	Tangerine		883049 26765 4
KP26M1XWH	White		883049 06472 7

ENDURING DESIGN

- 6-QT POLISHED STAINLESS STEEL BOWL with wide-mouth and contoured handle accommodates large quantities.
- PROFESSIONAL-STYLE BOWL-LIFT DESIGN raises the bowl into mixing position for stable mixing of heavy dough mixtures and large quantities.
- MULTIPURPOSE ATTACHMENT HUB powers over 12 optional attachments offering endless opportunities, from fresh pasta to delicious ice cream.

SPECIFICATIONS AND DIMENSIONS

- Dimensions in inches (centimeters)
- Weight in pounds (kilograms)

KP26M1X	PRODUCT	PRODUCT CARTON	MASTER PACK
Height	17.0 (43.2)	19.3 (48.9)	19.8 (50.2)
Width	7.25 (18.4)	17.0 (43.2)	17.3 (43.8)
Depth	9.0 (22.9)	13.0 (33.0)	13.3 (33.7)
Cord Length	46.0 (116.8)	—	—
Net Weight	28.0 (12.7)	—	—
Shipping Weight	—	28.0 (12.7)	29.0 (13.2)
Master Pack Quantity	—	—	1 Unit
8 Master Packs per Layer x 4 Layers per Skid = 32 Units per Skid			

Specifications subject to change without notice.



1 YEAR REPLACEMENT LIMITED WARRANTY
Visit kitchenaid.com for complete warranty details.

