

# F-801M\_H-C

## MODULAR CUBELET ICE MACHINE

### SLIM-LINE SERIES

Item # \_\_\_\_\_

Project: \_\_\_\_\_

Qty: \_\_\_\_\_

\*AutoCad available on KCL

F-801M\_H-C

3/11

Item # 13056

#### CUBELET DIMENSIONS

W x D x H

**F-801M\_H-C**

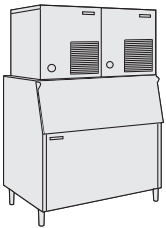
22 x 27<sup>3/8</sup> x 25<sup>15/16</sup>



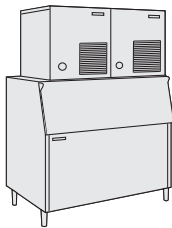
B-300



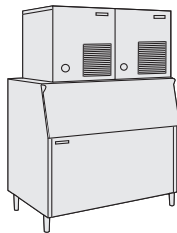
B-500



B-700



B-800



B-900

Also available on Large Bins:  
 B-1150SS  
 B-1300SS  
 B-1500SS  
 B-1650SS




#### F-801MAH-C

Air-Cooled

Shown on an optional  
 B-500

#### F-801MWH-C

Water-Cooled

- Up to 728 lbs. of ice production per 24 hours
- Durable stainless steel exterior
- CleanCycle I2® Design 
- 15 minute flush cycle every 12 hours
- Removes sediment
- Cleaner ice
- Longer life and easy maintenance
- Removable air filters (Air-cooled model only)
- R-404A Refrigerant



ISO9001-15014:2015

#### Warranty

Valid in United States, Canada, Puerto Rico, & U.S. Territories. Contact factory for warranty in other countries.

**Three Year** - Parts & Labor on entire machine. (Serial numbers VxxxxxJ and after.)

**Five Year** - Parts on Compressor, air-cooled condenser coil.



# Hoshizaki

## F-80IM\_H-C CUBELET ICE MACHINE SLIM-LINE SERIES

**DIMENSIONS**  
W x D x H  
**F-80IM\_H-C**  
22 x 27<sup>3/8</sup> x 25<sup>15/16</sup>

- Air-cooled
- Water-cooled

### AIR-COOLED

Water Temp ° F.	50°	70°	90°	
Air Temp ° F.	70°	728	698	670
80°	644	618	593	
90°	569	<b>559</b>	524	

### WATER-COOLED

Water Temp ° F.	50°	70°	90°	
Air Temp ° F.	70°	627	604	592
80°	580	568	556	
90°	545	<b>535</b>	523	

### UTILITY CONSUMPTION

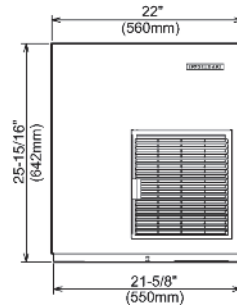
Model Number	Approx. Elec. Watts		KWH per 100 LBS.		Potable Water Gal. per 100 lbs.	Cond. Water Gal. per 100 lbs.	
	90/70	70/50	90/70	70/50		90/70	70/50
F-801MAH-C	1038	976	4.51	3.22	12.0	N/A	N/A
F-801MWH-C	951	945	4.27	3.62	12.0	64	37

### SPECIFICATIONS

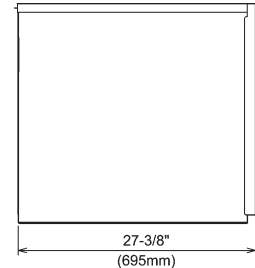
Model Number	Condenser	Amperage	Min. Circuit Ampacity	Shipping Weight
F-801MAH-C	Air-Cooled	11.4	20	205 lbs.
F-801MWH-C	Water-Cooled	10.5	20	205 lbs.

### STORAGE BINS

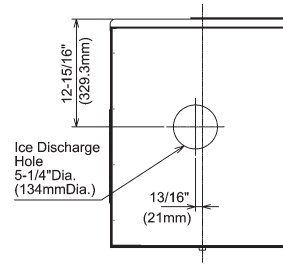
Model Number	Application Capacity	ARI-Rated Capacity
B-300	300 lbs.	260 lbs.
B-500	500 lbs.	360 lbs.
B-700	700 lbs.	550 lbs.
B-800	800 lbs.	600 lbs.
B-900	900 lbs.	660 lbs.
B-1150	1150 lbs.	N/A
B-1300	1275 lbs.	N/A
B-1500	1490 lbs.	N/A
B-1650	1605 lbs.	N/A



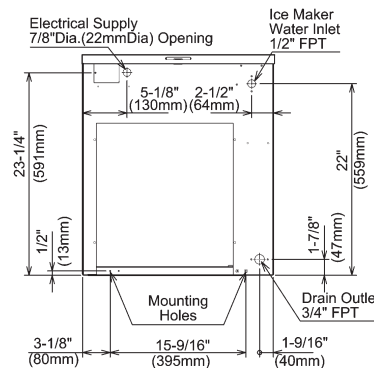
FRONT VIEW



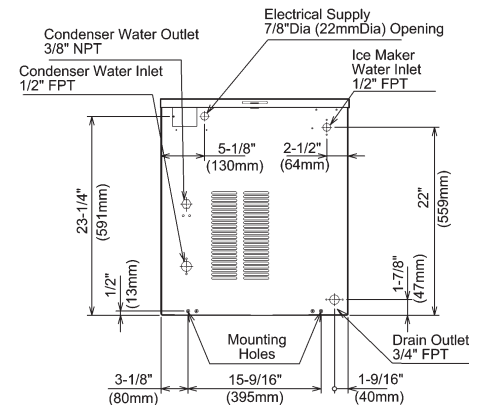
SIDE VIEW



ICE DROP ZONE



AIR-COOLED UNIT



WATER-COOLED UNIT

### ELECTRICAL & PLUMBING/F-80IM\_H-C

- 115-120V/60/1
- 20 amp Max Fuse/HACR Breaker Size
- 3/8" OD copper or equivalent independent water supply
- 3/4" FPT independent drain connection

### OPERATING LIMITS

- Ambient Temp Range 45 - 100°F
- Water Temp Range 45 - 90°F
- Water Pressure 10 - 113psig
- Voltage Range 104 - 127V

### SERVICE

- Panels easily removed and all components accessible for service.
- Removable/cleanable air filter (Air-Cooled model only)



© HOSHIZAKI AMERICA, INC.

618 Hwy. 74 S., Peachtree City, GA 30269

TEL 1-800-438-6087

FAX 1-800-345-1325

www.hoshizaki.com

Printed in U.S.A.

