



PROJECT:	MODEL:	QUANTITY:	ITEM NO:
----------	--------	-----------	----------

# HUMI-TEMP MOBILE BANQUET CABINETS

**Circulated Heat / Humidity for Pre-Plated Meals**

**"P SERIES"**



**P-200**

*Shown with Door Edge Trim optional accessory.*



*To achieve maximum capacity,  
maximum cover size is 11" diameter.*

*For 12.375" cover size, refer to "XL Series".*

*(See Specification Page: S1-5)*



**P-48**

**FWE's "Humi-Temp"  
Servers prevent dry-air  
burn and keep pre-plated  
meals hot, fresh and  
flavorful for hours.**

Take the worry out of serving delays and last minute arrivals with FWE's "P Series" banquet cabinets. The "P Series" features FWE's patented "Humi-Temp" Heat / Humidity System which eliminates hot and cold spots by *gently* circulating hot, moist air throughout the interior of the cabinet. Humidity can be added to preserve the moisture content of the food keeping the food fresh and hot for hours.

The heat system is built into the cabinet to reduce maintenance and cleaning costs. Clean up is effortless. The controls are upfront at eye-level and feature a full range thermostat adjustable to actual temperature so they are easy to see and operate. Our cabinets are built tough using stainless steel throughout. Welded construction and our exclusive tubular stainless steel base frame ensure that our cabinets will withstand the most demanding use. And when it comes to selection, no one offers more than FWE. We offer sizes and capacities to fit any operation. Make your choice FWE...the "Choice of the Professionals."

- ◇ "Humi-Temp" built-in heat system
- ◇ Removable humidity reservoir
- ◇ Heavy-duty "No Sag" removable shelves
- ◇ Full range thermostat adjustable to *actual* temperature
- ◇ Recessed eye-level controls
- ◇ All stainless steel
- ◇ All welded construction - no rivets
- ◇ Tubular stainless steel welded base frame
- ◇ Full extension bumper
- ◇ Heavy-duty polyurethane casters
- ◇ Heavy-duty hinges
- ◇ Positive close door latch
- ◇ Hi-temp door gasket
- ◇ Fully insulated throughout
- ◇ Two year limited warranty



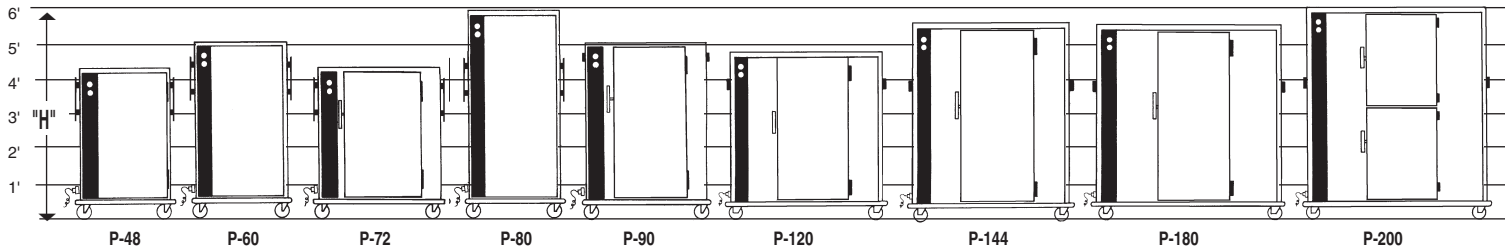
PROJECT:

MODEL:

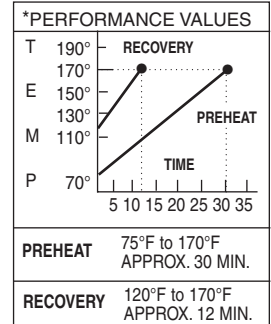
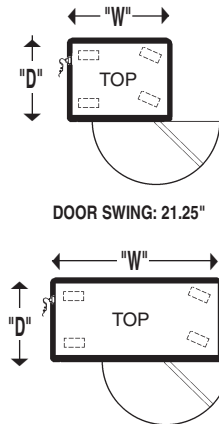
QUANTITY:

ITEM NO:

# SPECIFICATIONS: HUMI-TEMP MOBILE BANQUET CABINETS



MODEL NUMBER	COVERED PLATES: 11" DIAMETER		SHELVES	COVERED PLATES STACKED HIGH	SHELF SIZE	SHELF CLEARANCE (mm)	OVERALL EXTERIOR DIMENSIONS IN. (mm)			CASTER SIZE	NO. OF DOORS	CLASS 100 SHIP WT. LBS. (KG)
	COVER & PLATE HEIGHT:						HIGH "H"	DEEP "D"	WIDE "W"			
	3.125"	2.625"										
P-48	40 (A)	48 (A)	2	5	22.25" x 21.75"	16.5" (419)	49.25" (1251)	28.5" (724)	31.75" (806)	5"	1	255 (116)
P-60	48 (A)	60 (A)	3	4	22.25" x 21.75"	13.7" (348)	57" (1448)	28.5" (724)	31.75" (806)	5"	1	260 (118)
P-72	60 (A)	72 (A)	2	5	22.25" x 33"	16.5" (419)	49.25" (1251)	28.5" (724)	42.5" (1080)	5"	1	280 (126)
P-80	64 (A)	80 (A)	4	4	22.25" x 21.75"	13.7" (348)	71.5" (1816)	28.5" (724)	31.75" (806)	5"	1	295 (134)
P-90	72 (A)	90 (A)	3	5	22.25" x 33"	13.7" (348)	62.5" (1588)	28.5" (724)	43.5" (1105)	5"	1	330 (150)
P-120	96 (A)	120 (A)	3	4	22.25" x 44.375"	13.7" (348)	57" (1448)	28.5" (724)	53.75" (1365)	5"	1	355 (160)
P-144	120 (A)	144 (A)	3	5	22.25" x 44.375"	16.5" (419)	68" (1727)	28.5" (724)	53.75" (1365)	6"	1	420 (190)
P-180	150 (A)	180 (A)	3	5	22.25" x 54.75"	16.5" (419)	68" (1727)	28.5" (724)	64.5" (1638)	6"	1	460 (208)
P-200	160 (A)	200 (A)	4	5	22.25" x 54.75"	13.7" (348)	72.5" (1842)	28.5" (724)	64.5" (1638)	6"	2 Dutch	515 (232)



\* Values are for mid-size model listed.

ELECTRICAL DATA			
	P-48, P-60, P-72, P-80, P-90	P-120 P-144	P-180 P-200
VOLTS	120	120	120
WATTS	1350	1600	2100
AMPS	11.3	13.3	17.5
HERTZ	50 / 60	50 / 60	50 / 60
PHASE	Single	Single	Single
NEMA PLUG	5-15P	5-15P	5-20P **

Dedicated circuit.

\*\* Also available in 1600W, 13.3 amp, and 5-15P. Consult factory.

**FWE Products are used by major companies world-wide. We can modify, design, or custom build equipment to fit your special requirements.**

**CONSTRUCTION.** Heliarc welded, single unit construction of stainless steel; 20-gauge polished exterior, 22-gauge stainless steel interior with easy-to-clean covered corners. Welded tubular base frame shall be 1" square, heavy gauge stainless steel tubing, with 10-gauge stainless steel reinforcing stress plates at corners.

**INSULATION.** "Ultra-Guard" UG-26 high density fiberglass insulation throughout; top, back, bottom, sides, and door(s).

**PUSH BARS HANDLES.** Heavy-duty, solid formed 1" x .375" thick; mounted at each end of unit. Mounting reinforced with stainless steel channel.

**BUMPER.** Solid 1.5" wide continuous wraparound aluminum channel, bolted to frame, with snap-in, non-marking replaceable vinyl cushion. Full perimeter bumper extends beyond doors, handles, etc., for added protection. Shall be continuous, with corner cut-outs to facilitate cleaning.

**DOORS AND LATCHES.** Flush mounted, stainless steel insulated doors. High temperature gasket sealed; gasket shall be cabinet mounted. Each door shall have two (2) heavy-duty edgmount die cast hinges. Doors shall have edgmounted and full grip door latches. The hinge and latch mountings are reinforced with stainless steel backing plates.

**CASTERS.** Maintenance free polyurethane tire casters in a configuration of two (2) rigid and two (2) swivel with brake. Casters shall have a reinforced yoke mounted to 10-gauge caster plate. The caster mounting plate shall be secured to a 10-gauge stainless steel reinforcing stress plate via welded in place stainless steel studs. The reinforcing stress plates shall be welded to the heavy gauge tubular frame of the unit.

**SHELVES.** Triple plated, welded rod-type shelves shall be removable. Shelves shall be supported by high strength, "no fall" 14-gauge die-formed stainless steel brackets. Bottom shelf shall be equipped with "lift-up" hook for easy access to facilitate cleaning.

**HEATING SYSTEM / CONTROLS.** Patented built-in "Humi-Temp" system shall include an Incoloy nickel-chromium alloy heating element and Hi-Temp, self-lubricated, impedance protected fan-cooled blower motor. Cabinet shall have humidifying chamber and drawer style baffled humidifier pan. Both shall be stainless steel and removable. Controls shall be up-front, recessed and shall include a full range thermostat adjustable to actual temperature. Thermostat shall include temperature scale marked in ten degree increments (F/C) from 90° to 190°F (30° to 90°C). An operational range thermometer, power supply light, thermostat cycling light, and 20 amp ON/OFF switch are also included.

**ELECTRICAL CHARACTERISTICS.** 3 wire grounded 10 foot extension power cord and plug, side mounted for safety. See chart above for amperage and receptacle configuration. Dedicated circuit.

## Optional Accessories:

- Digital thermometer
- 1500 or 2000 watt element
- 220 volt, 50/60 hz, single phase
- CE complaint
- Heat retention battery
- "Convert-a-Unit" for canned fuel use
- Dutch doors
- Key locking door latch
- Paddle latch
- Magnetic latch
- Padlocking transport latch
- Left hand door hinging
- Security packages
- Larger or type of casters
- Six caster swivel configuration
- Floorlock (requires 6" casters)
- Door edge trim
- Cold plate cartridge
- Extra shelves
- Plate carriers: CP or UP



## Food Warming Equipment Company, Inc.

P.O. Box 1001  
Crystal Lake, IL 60039 USA  
800-222-4393; 815-459-7500  
Fax: 815-459-7989

Manufacturing Facilities:  
7900 S. Route 31  
Crystal Lake, IL 60014 USA  
www.FWE.com sales@fweco.net

FWE products may be covered under one or more of the following U.S. patents: 288,299;238,300;3,952,609;4,192,991.

All specifications subject to change without notice.  
© 10G Food Warming Equipment Company, Inc.