



"ESSB" Stainless Steel Top Work Tables

w/ 16 Gauge Stainless Steel Work Top
w/ Galvanized Base and Bracing

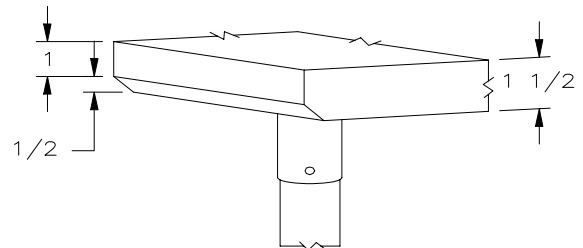


16 GAUGE TOP w/ BRACING					
24"WIDE	Qty	30"WIDE	Qty	36"WIDE	Qty
ESS103		ESS109		-	
ESS104		ESS110		ESS115	
ESS105		ESS111		ESS116	
ESS106		ESS112		ESS117	
ESS106A		ESS112A		ESS117A	
ESS107		ESS113		ESS118	
ESS107A		ESS113A		ESS118A	
ESS108		ESS114		ESS119	

FEATURES:

- * 16 Gauge Stainless Steel Top
- * Type 300 stainless steel with # 3 polish, satin finish
- * Top is **Sound Deadened**
- * Reinforced with 1"x2" channel running entire length of table
- * 1 1/2" **Stallion Edge** on front and rear with side edges 90 degree bend down for table line-up
- * Galvanized Base and Bracing
- * Bracing adjustable to desired height
- * Adjustable bullet feet
- * Shipped knocked-down, easy - to - assemble
- * Optional drawers, casters, pot racks, etc. available
- * All models are approved by the National Sanitation Foundation and the U.S. Department of Agriculture.

Note: "ESSB" standard w/stallion edge front and rear.
For 1 1/2" backsplash, use prefix "U" I.E. UESS069, same price.



STALLION
SAFETY
EDGE

CONSTRUCTION:

Top: Stainless Steel Tops are TIG welded, Exposed welds are polished to match adjacent surface.

MATERIAL:

Top: 16 gauge stainless Steel
Type 300 stainless steel with # 3 polish, satin finish

Bracing: 1 1/4" Round O.D. 18 gauge tubular galvanized steel

Legs: 1 5/8" Round O.D., 16 gauge tubular galvanized steel

Gussets: Galvanized Steel

Feet: 1" adjustable galvanized bullet feet

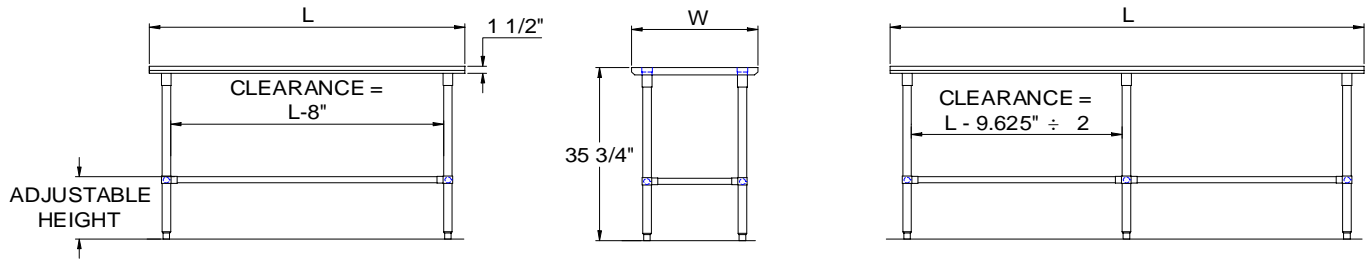
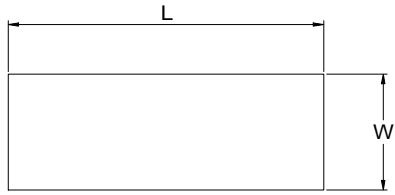
OPTIONAL ACCESSORIES

	MODEL #	Qty
DRAWER		
DRAWER LOCK		
CASTERS		
OVERSHELVES		
SINKS		
POT RACK		
WELDED SET-UP		

John Boos & Co

315 South First Street - Effingham, IL 62401
Phone: 217-347-7701 - Fax: 217-347-7705
Email: sales@johnboos.com - Web-site: www. johnboos.com

DETAILED SPECIFICATIONS



All units ship unassembled for reduced shipping cost.

Units 7 ft. and larger are furnished with six legs.

All dimensions are typical.

Tolerance +/- .500".

16 GAUGE TOP & BRACING

L	24" WIDE	WT.	30" WIDE	WT.	36" WIDE	WT.
36	ESS103	44	ESS109	49	-	-
48	ESS104	52	ESS110	58	ESS115	66
60	ESS105	61	ESS111	68	ESS116	77
72	ESS106	74	ESS112	82	ESS117	88
84	ESS106A	86	ESS112A	94	ESS117A	104
96	ESS107	97	ESS113	105	ESS118	119
108	ESS107A	106	ESS113A	115	ESS118A	130
120	ESS108	114	ESS114	125	ESS119	141

John Boos & Co

315 South First - Effingham, IL 62401 Phone: 217-347-7701 - Fax: 217-347-7705

Email: sales@johnboos.com - Web-site: www.johnboos.com



March 2009

John Boos is constantly engaged in a program of improving products and therefore reserves the right to change specification without prior notice