



Specifications

F.O.B Sedalia, Missouri 65301



WB303

OPTIONS:

- Cold pan style top
- Stainless steel cutting board in lieu of poly
- Drop type brackets for cutting board
- Stainless steel feet - **SS-FEET**
- Adapter plates - **31, 32, 33**
- Telescope covers - **546, 548**
- Spillage pans - **576, 676**
- Hardwood cutting board in lieu of poly
- Standard serving shelves - **656-x**,
- Deluxe serving shelves - **956-x**
- 3-bar tray slide - **3BTS-x**
- Solid tray slide - **TSOLID-FX/HD-x**
- Standard buffet shelf - **63x**
- Deluxe buffet shelf - **83x**
- Stainless steel dish shelf under cutting board - **441S-x**

AGENCY LISTINGS:



DUKE MANUFACTURING CO.
 2305 N. Broadway
 St. Louis, MO 63102

800.735.3853 Toll Free
 314.231.5074 Fax
 www.dukemfg.com

Approval Stamp(s):

PRODUCT INFORMATION:

PROJECT: _____

ITEM: _____

QUANTITY: _____

MODEL:

Aerohot™ Steamtables
Hot Food Units - Gas - Wet Bath

- WB302** 2 top openings
- WB303** 3 top openings
- WB304** 4 top openings
- WB305** 5 top openings

TOP:

- 20 gauge, 300 Series stainless steel
- Die-stamped openings - 12" x 20"
- Poly carving board - 7"W x 1/2" thick with 18 gauge stainless steel support base and die-stamped brackets

LINER:

- 18 gauge, 300 Series Stainless steel - 8" deep
- 1" cast brass drain and valve in wet bath

BODY AND INTERIOR SHELF:

- 20 gauge, 430 Series stainless steel body
- 20 gauge, 430 Series stainless steel undershelf
- 430 Series stainless steel tubular legs with adjustable plastic feet

CONTROLS

- Natural or Propane, as specified
- Gas safety pilots standard
- Gas pressure regulator furnished in each unit
- Burners controlled by adjustable valve

SHORT FORM SPECIFICATIONS:

Aerohot™ Steamtables - Hot Food - Gas Wet Bath. Top shall be heavy gauge, 300 Series stainless steel with body, undershelf and legs formed of heavy gauge 430 Series stainless steel. Each top opening shall be die-stamped, measuring 12" x 20". Liner to be 18 gauge, 300 Series stainless steel, 8" deep. Units to be furnished with poly carving board measuring 7" x 1/2" thick with 18 gauge stainless steel support base and die-stamped brackets. Liner with 1" cast brass drain and plug. Safety pilots are standard and burners controlled by adjustable valve. Gas pressure regulator included. 1/2" gas connection on each unit. Unit to be shipped-knocked down.

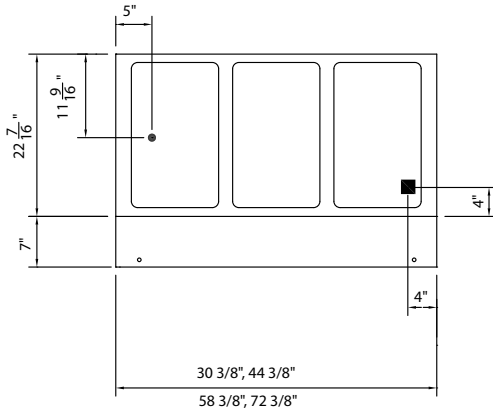
NOT AVAILABLE ON CASTERS • SPECIFY NATURAL OR PROPANE

Aerohot

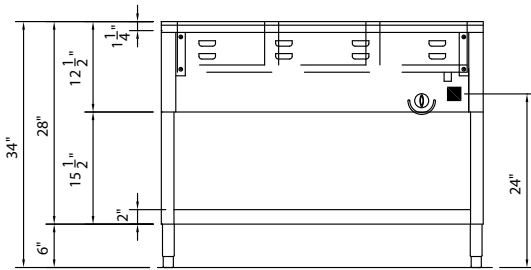
MODEL:

**Aerohot™ Steamtables
Hot Food Units - Gas Wet Bath**

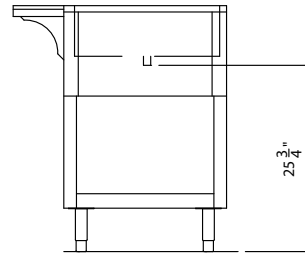
- WB302** 2 top openings
- WB303** 3 top openings
- WB304** 4 top openings
- WB305** 5 top openings



TOP VIEW



FRONT VIEW



RIGHT SIDE VIEW

LEGEND	
■	- GAS CONNECTION
●	- DRAIN CONNECTION - 1" cast brass

DIMENSIONS:

Freight Class: 85

Model	Length		Width		Height		Top Openings	Cube ft. Crated	Weight	
	in.	cm	in.	cm	in.	cm			lbs.	kg
WB302	30-3/8	77.2	22-7/16	90.2	34	86.4	2	27.0	210	95.5
WB303	44-3/8	112.8	22-7/16	90.2	34	86.4	3	38.1	264	120.0
WB304	58-3/8	148.3	22-7/16	90.2	34	86.4	4	49.2	344	156.4
WB305	72-3/8	183.9	22-7/16	90.2	34	86.4	5	60.2	433	196.8

POWER SUPPLY: High altitude orifice available - specify elevation. **SPECIFY NATURAL OR PROPANE.** 1/2" connection

Model	Total BTU
WB302	15,000
WB303	15,000
WB304	27,500
WB305	27,500

NOTE: No combustible materials should be stored on bottom shelf. NOT AVAILABLE IN PORTABLE MODELS. No provisions shall be made for overshelves or trayslides to be mounted.



DUKE MANUFACTURING CO.
2305 N. Broadway
St. Louis, MO 63102

800.735.3853 Toll Free
800.231.1130 In Missouri
314.231.5074 Fax
www.dukemfg.com

Specification subject to change